



# 2011 annual report





## where to find

### **SNZ constitution**

<http://www.swimmingnz.org.nz/about-us/legal-and-governance>

### **SNZ strategic plan**

<http://www.swimmingnz.org.nz/about-us/legal-and-governance>

### **FINA rankings**

[http://www.fina.org/swimming/world\\_rankings/index.php](http://www.fina.org/swimming/world_rankings/index.php)

### **National records**

<http://www.swimmingnz.org.nz/competition/results-and-records/national-records>

### **Education resources**

<http://www.swimmingnz.org.nz/education>

### **State Kiwi Swim Safe**

<http://www.swimmingnz.org.nz/statekiwiswimsafe>

### **Membership information**

<http://www.swimmingnz.org.nz/about-us/snz-membership>

### **Media and publications**

<http://www.swimmingnz.org.nz/about-us/news-media>

### **Staff Contacts**

<http://www.swimmingnz.org.nz/about-us/contacts-staff>

### **Fastlane**

<http://www.swimmingnz.org.nz/membership/news-media/fastlane>

### **Competition**

<http://www.swimmingnz.org.nz/competition>

### **High Performance Governance Committee**

<http://www.swimmingnz.org.nz/competition/hp-governance-committee>



# contents

Joint Chair/Chief Executive Report .....	2
A word from principal sponsor State Insurance .....	4
Our Partners .....	6
Our Regions .....	7
Purpose and Values .....	8
Board and Staff .....	9
SNZ Awards .....	10
SNZ Technical Officials .....	12
SNZ Committees .....	13
Membership Statistics .....	14
Audit Report .....	15
Statement of Financial Performance .....	16
Statement of Movements in Equity .....	17
Statement of Financial Position .....	18
Notes to the Financial Statements .....	19
High Performance .....	22
National Teams .....	24
Events .....	26
Learn to Swim .....	27
State Kiwi Swim Safe .....	28
SNZ Supports Athletes with Disabilities .....	30
State Insurance SNZ Awards .....	31
Skins Competition .....	32
SNZ History .....	33





## Joint Chair / Chief Executive Report

What a year it has been. We have seen well-deserved recognition of a number of individuals and groups in our sport, and also seen new relationships and projects take off.

This time last year, we were delighted to announce our partnership with State Insurance, our first ever principal sponsor, and this partnership has continued to flourish. State staff regularly attend SNZ events and are helping our Learn to Swim team with their great work in New Zealand primary schools. We greatly value their involvement.

The Aquablacks have had a great year in the pool, winning six medals and breaking eight New Zealand records at the Delhi Commonwealth Games. Our teams also achieved podium placings at the Pan Pacifics, Mare Nostrum, Australian Open Water Championships and the Junior Pan Pacifics. Our junior and development squads have also had great success at the Trans Tasman Series, FINA Swimming World Cup, Queensland, New South Wales and Australian Age championships.


In April we held the second Swimming New Zealand Awards function where Glenn Snyders was awarded

the New Zealand Swimmer of the Year Award. At the SNZ AGM, Ian McPhee was awarded life membership of SNZ and we congratulate Glenn and Ian on their achievements.

SNZ technical officials have continued to be recognised internationally during the year and we had a number of officials represent NZ Swimming at major international competitions including the Commonwealth Games and 10th FINA World Swimming Championships (25m).

We launched a new and improved Learn to Swim programme in October 2010 that has proved incredibly popular. SNZ has provided Learn to Swim support to primary schools for several decades, but the revised programme (State Kiwi Swim Safe) added in additional skills including Beach Education Skills and class room theory through our partnership with Surf Life Saving New Zealand and Water Safety Auckland.

There are now 61,105 primary school children throughout New Zealand benefiting from the State Kiwi Swim Safe programme and we are planning on significantly increasing this number during the next year. Through



support from the Halberg Trust, we have also been able to offer the programme to young children with disabilities.

During the year we also revised the Quality Swim Schools programme and there are now 86 registered Quality Swim Schools throughout New Zealand.

Swimming New Zealand clubs continue to be a major provider of learn to swim throughout the country, with 92 clubs providing this valuable service to the community. The SNZ Assistant Swim Teacher Award remains in significant demand with about 400 swim teachers receiving training during the year.

Project Vanguard has continued its extensive consultation and analysis throughout the year and has culminated in a clear proposal for change under the title of "One Team". This is an exciting proposal for the effective and efficient delivery of our sport to our communities. We think we have identified the optimal operating model, recognising best practice and the special characteristics of our organisation, and it is ready to be presented to members.

There have also been some challenges and sadness for the organisation and the wider community.

We were greatly saddened by the death of a long time friend, official and life member of NZ Swimming, Bill Matson, and our thoughts remain with Bill's wife Joan and his family.

And our hearts went out to everyone in Christchurch following the earthquakes, which affected many of our members.

It was a difficult year financially with a sector-wide downturn in trust funding and we postponed several events following the earthquakes, but we have achieved a strong financial result, in line with our original budget, and a modest increase in SNZ accumulated funds.

The organisation faces some tough decisions ahead and we will continue to work through them. We know an organisation is measured as much by the way it handles adversity as by its triumphs. We are committed to telling success stories in both those areas.

To the SNZ staff, and all our swimmers, parents, coaches, officials, and volunteers we thank you for your dedication and commitment throughout the year and we look forward to working with you in the future.





## A word from principal sponsor State Insurance

As the first 12 months of our relationship with Swimming New Zealand draws to a close, my team looks back with pride at what has been achieved.

Of particular note is the 60,000 children that are involved in the State Kiwi Swim Safe programme, plus nearly 3,000 teachers trained to teach water safety skills. While these numbers are extremely satisfying, we consider it to be just the start of the journey towards our goal of providing every major community in New Zealand with dedicated 'learn to swim' support.

Gaining confidence in the water early opens up a world of possibilities for young kiwis to enjoy life in New Zealand, whether it be boating and fishing, board sports, kayaking or simply a refreshing splash on a hot summer day.

But we also want to help keep them safe. We must face the reality that New Zealand has one of the worst annual drowning tolls in the developed world. By assisting Swimming New Zealand, we're determined to play our part in reducing these numbers.

We are also particularly proud of our association with the Aqua Blacks and we congratulate them on their successes this year, particularly at the Commonwealth Games.

When it's important to New Zealand, it's important to State – we look forward to another year working with Swimming New Zealand to make a difference.

**Mary-Jane Daly**  
Executive General Manager  
State Insurance

**STATE**

WITH YOU IN THE WATER





# Our Partners

Swimming New Zealand acknowledges the support of its partners and thanks them for their contribution to its sport.

## Principal Sponsor



## Key Partners



## Major Supporters



## Sponsors



## Aquatic Sporting Partners





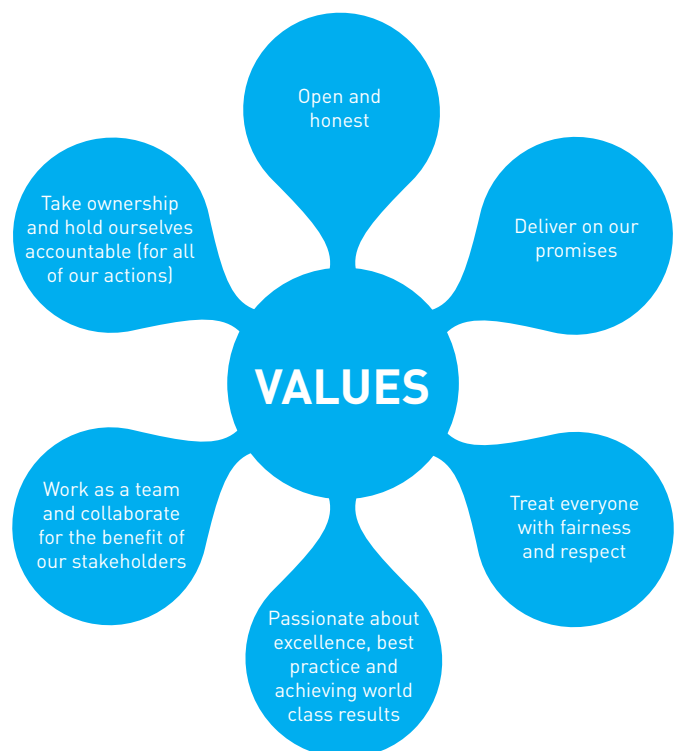
# Our Regions





## Purpose and Values

our purpose  
**develop**  
**promote**  
**govern**  
**lead**  
**swimming in nz**







## Board and Staff

### Board

SNZ Board Members (pictured L-R): Dominic Toomey, Humphrey Pullon, Jane Wrightson, Murray Coulter (Chair/President), Ross Butler (Vice-President), Alison Fitch, Ron Clarke Absent: Mark Berge

### Staff

Chief Executive Mike Byrne

### Performance and Pathways

General Manager Performance and Pathways Jan Cameron

HP Senior Performance Coach Mark Regan

HP Performance Coach Scott Talbot

Youth and Open Water Programme Manager Philip Rush

Administration and Logistics Rebecca Turner

Contracted High Performance Media Liaison Ian Hepenstall

### Operations

General Manager Operations Mark O'Connor

Administration Support Marge Hocken

Finance Officer Karen Woolley

### Learn to Swim

National Learn to Swim Manager (Schools) Belinda Galley

National Learn to Swim Manager (Swim Schools & Clubs) Chris Morgan

### School Swim Safe Advisors

Bay of Plenty Erin Luce

Canterbury Tracey Hickman

Hawke's Bay Fiona Hurley

Nelson/Marlborough Brenda Goulter

Taranaki Cecilie Elliott

Waikato Wendy Smith

Wellington Sarah Gibbison

### Membership, Marketing and Communications

General Manager Membership, Marketing and Communications Tania Black

Membership Coordinator Philippa Hadley

Technical Support Coordinator Rebekah Erkens

Event Manager Kent Stead

Event Support Lisa Conroy



## SNZ Awards

### SNZ Life Membership Ian McPhee

### 2010 Halberg Award – Emerging Talent Gareth Kean

#### SNZ Honours Awards

Monica Cooper	Northland
Christian Groothoff	Bay of Plenty
Norman Jeffs	Bay of Plenty
Daniel Clive Wheeler	Taranaki

#### SNZ Service Awards

Vicki Ashley	Counties Manukau
Toni Bayliffe (Grayburn)	Auckland
Alan Draisey	Auckland

Stephen Fryer	Nelson Marlborough
Kevin Glentworth	Taranaki
Barbara Linton	Counties Manukau
Susan Southgate	Taranaki
Jill Vernon	Auckland
Tonia Wheeler	Auckland

#### Life members

Ian McPhee	2010
Enid Wordsworth	2009
John Mace	2009
Bill Matson ONZM	2005
Don Stanley OBE	2004
Merle Jonson	2002
Jim Cole	2001
Danyon Loader ONZM	2000
Colin Kennedy	2000
Noel Smith	1990
Norma Williams MBE	1988
Maurice Duckmanton MBE	1978
Ron Shakespeare JP	1967





## **Bill Matson 1939 - 2011**

**Bill Matson will be remembered for his more than 40 years of service to aquatics.**

Bill was involved in many aspects of swimming and was regarded as a friend of athletes, coaches and teachers of swimming. Bill became a FINA Bureau member in 1996, was re-elected in 2000 and elected Vice President of FINA in 2005. He was a Past President and Life Member of Swimming New Zealand and also of the Wellington Swimming Association. He was President of Oceania Swimming Association from its inception in 1991 until 2008. He was a former board member on the New Zealand Olympic Committee.

Bill's example and devotion to aquatic sports will be his enduring legacy.

## SNZ Technical Officials

### TECHNICAL ADVISORY COMMITTEE

#### Members:

Jo Davidson (Chair), Ross Bragg, Dave Beattie, Bill Matson, Lesley Huckins, Lyn Sutherland

#### Key Activities:

- Held the second Officials Forum with great feedback from participants
- Travelling amongst the regions running workshops for officials
- Assessment of regional officials to bring them up to national level
- Ongoing review of officials at National Championships

### FINA LIST OFFICIALS

#### Referees:

List 15 Lyn Sutherland  
List 15 Ron Clarke  
List 16 Joanne Davidson

List 15 Esther Price  
List 16 Dianne Farmer  
List 16 Lesley Huckins

#### Starters:

List 15 Matt Meehan  
List 16 Graham Seagull  
OWS 8 Ann Benseman  
OWS 8 John West  
OWS 9 Paul Matson

List 16 Dave Beattie  
OWS 8 Brent Singer  
OWS 9 Dave Beattie  
OWS 9 Matt Meehan

### INTERNATIONAL APPOINTMENTS

#### 6th FINA World Open Water Swimming Championships - Roberval, Quebec, Canada, 15-23 July 2010

Ann Benseman Bay of Plenty

#### XIX Commonwealth Games - New Delhi, India, 4-9 October 2010

Dave Beattie Counties Manukau

#### 2010 Asian Paralympic Games - Guangzhou, China, 12-19 December 2010

Ross Bragg Auckland

#### 10th FINA World Swimming Championships (25m) - Dubai, UAE, 15-19 December 2010

Lyn Sutherland Southland

#### Special Olympics World Summer Games - Athens, Greece, 25 June - 4 July 2011

Ross Bragg Auckland  
Dave Beattie Counties Manukau

### FINA REPRESENTATION

Bill Matson Vice President, FINA Bureau

David Gerrard Vice President, FINA Sport Medicine Committee

Murray Coulter Executive Committee Member, Oceania Swimming Association



# SNZ Committees

## **Audit Risk and Finance**

Ron Clark (Chair)  
Ross Butler  
Alison Fitch

## **Awards Committee**

John Mace (Chair)  
Daphne Loader  
Noel Smith  
Ruth van Welie  
Enid Wordsworth

## **Governance**

Ross Butler (Chair)  
Humphrey Pullon  
Jane Wrightson

## **CEO Management and Appointments**

Jane Wrightson (Chair)  
Murray Coulter  
Alison Fitch

## **Project Vanguard (disbanded SNZ Board Meeting April 2011)**

Mark Berge (Chair)	Swimming Wellington
Noot Barrett	Swimming Taranaki
Ron Clarke	Swimming Canterbury
Humphrey Pullon	Swimming Waikato
Selwyn Screen	Swimming Counties Manukau
Suzanne Speer	Swimming Auckland

# Membership Statistics

01 July 2010 to 30 June 2011

2007/8	2008/9	2009/10	Region	2010/11 Members	2010/11 Clubs	Admin- istrator	Club Swimmer	Coach	Comp Swimmer	Learn to Swim	Technical Official
847	1129	1262	Northland	1159	15	60	234	25	275	439	126
1753	1642	2021	Auckland	6018	17	11	1071	14	1163	3554	205
1096	1207	1254	Counties Manukau	1252	8	23	427	27	568	0	207
2607	2179	2131	Waikato	2226	26	75	947	46	673	344	141
1650	1725	1804	Bay of Plenty	2038	12	51	926	38	348	448	227
1221	1242	1635	Taranaki	1572	9	18	443	40	185	732	154
583	790	801	Hawke's Bay Poverty Bay	721	7	1	219	6	394	56	45
256	92	448	Wanganui	62	3	0	0	0	62	0	0
881	758	867	Manawatu	919	10	36	352	18	212	189	112
334	445	379	Wairarapa	582	5	20	344	13	84	72	49
2164	2302	2603	Wellington	2519	12	92	1213	55	690	149	320
433	595	745	Nelson Marlborough	458	9	36	192	5	163	32	30
1065	1528	1565	Canterbury West Coast	1501	15	275	352	53	673	87	61
467	696	1178	Eastern Districts	845	7	22	238	20	193	296	76
1586	1678	1630	Otago	1691	13	41	1070	95	294	113	78
1557	1629	1672	Southland	1618	12	37	659	88	184	625	25
<b>18500</b>	<b>19637</b>	<b>21995</b>	<b>Sub-total</b>	<b>25181</b>	-	-	-	-	-	-	-
189	210	207	NZSCAT	286	-	-	-	-	-	-	-
<b>18689</b>	<b>19847</b>	<b>22202</b>	<b>TOTAL</b>	<b>25467</b>	<b>180</b>	<b>798</b>	<b>8687</b>	<b>543</b>	<b>6161</b>	<b>7136</b>	<b>1856</b>



# Audit Report

**Deloitte.**

1  
5

## **INDEPENDENT AUDITOR'S REPORT TO THE MEMBERS OF SWIMMING NEW ZEALAND INCORPORATED**

### **Report on the Financial Statements**

We have audited the financial statements of Swimming New Zealand Incorporated on pages 16 to 20, which comprise the statement of financial position as at 30 June 2011, and statement of financial performance and statement of movements in equity for the year then ended, and a summary of significant accounting policies and other explanatory information.

This report is made solely to the Members, as a body, in accordance with Rule 15 of the Constitution. Our audit has been undertaken so that we might state to the Members those matters we are required to state to them in an auditor's report and for no other purpose. To the fullest extent permitted by law, we do not accept or assume responsibility to anyone other than the Members, as a body, for our audit work, for this report, or for the opinions we have formed.

### ***Board's Responsibility for the Financial Statements***

The Board is responsible for the preparation and fair presentation of financial statements, in accordance with generally accepted accounting practice in New Zealand, and for such internal control as the Board determines is necessary to enable the preparation of financial statements that are free from material misstatement, whether due to fraud or error.

### ***Auditor's Responsibilities***

Our responsibility is to express an opinion on these financial statements based on our audit. We conducted our audit in accordance with International Standards on Auditing and International Standards on Auditing (New Zealand). Those standards require that we comply with ethical requirements and plan and perform the audit to obtain reasonable assurance about whether the financial statements are free from material misstatement.

An audit involves performing procedures to obtain audit evidence about the amounts and disclosures in the financial statements. The procedures selected depend on the auditor's judgement, including the assessment of the risks of material misstatement of the financial statements, whether due to fraud or error. In making those risk assessments, the auditor considers internal control relevant to the entity's preparation and fair presentation of the financial statements in order to design audit procedures that are appropriate in the circumstances, but not for the purpose of expressing an opinion on the effectiveness of the entity's internal control. An audit also includes evaluating the appropriateness of the accounting policies used and the reasonableness of accounting estimates, as well as the overall presentation of the financial statements.

We believe that the audit evidence we have obtained is sufficient and appropriate to provide a basis for our audit opinion.

Other than in our capacity as auditor, we have no relationship with or interests in Swimming New Zealand Incorporated.

### ***Opinion***

In our opinion, the financial statements on pages 14 to 18:

- comply with generally accepted accounting practice in New Zealand; and
- present fairly, in all material respects, the financial position of Swimming New Zealand Incorporated as at 30 June 2011, and its financial performance for the year ended on that date.



**Chartered Accountants**  
30 August 2011  
Wellington, New Zealand

# Swimming New Zealand Incorporated

## Statement of Financial Performance

for the year ended 30 June 2011

	Note	2011 \$	2010 \$
<b>INCOME</b>			
SPARC Grant Funding	2	1,962,838	2,038,928
Other Grant Funding		595,230	455,394
Affiliation Membership Fees		288,712	270,617
Event Entry Fees		139,652	202,176
User Pays Contributions		157,458	264,341
Water Safety New Zealand Grant Funding		-	173,937
Learn to Swim Course Fees		140,986	167,242
Awards Dinner		67,467	62,937
Merchandise Sales		32,593	52,653
Interest		55,789	39,186
Rewards Incentive Scheme		22,500	29,959
Sponsorship		695,268	27,868
<b>TOTAL INCOME</b>		<b>4,158,493</b>	<b>3,785,238</b>
<b>LESS EXPENSES</b>			
Accountancy Fees		14,095	9,509
Administration		420,674	364,646
Audit Fees		13,525	9,400
Consultation / Communication / Marketing		49,753	55,275
Depreciation	4	15,531	11,177
Events		440,372	344,945
Education		626,487	496,389
Governance		40,806	35,760
High Performance Athlete / Coach Support		712,559	720,493
High Performance International Team		533,259	472,954
High Performance Programmes / Other		364,982	467,653
Legal Expenses		2,400	2,800
Loss on Sale of Fixed Assets		-	7,290
Membership & Technology		255,598	149,430
Motor Vehicle Lease		54,837	37,087
Occupancy Expenses		92,023	103,812
PEGS / PM Scholarship Expenses		317,584	298,238
Rent Expense		15,245	20,947
Rewards Incentive Scheme		22,500	30,900
Project Vanguard		132,036	57,262
<b>TOTAL EXPENSES</b>		<b>4,124,266</b>	<b>3,695,967</b>
<b>NET SURPLUS FOR THE YEAR</b>		<b>34,227</b>	<b>89,271</b>

NOTE: This Statement is to be read in conjunction with the Notes to the Financial Statements.



# Swimming New Zealand Incorporated

## Statement of Movements in Equity

for the year ended 30 June 2011

	2011 \$	2010 \$
<b>EQUITY AT START OF THE YEAR</b>	366,586	277,315
Net Surplus for the Year	34,227	89,271
<b>Total recognised revenues &amp; expenses</b>	<b>34,227</b>	<b>89,271</b>
<b>EQUITY AT END OF THE YEAR</b>	<b>400,813</b>	<b>366,586</b>

NOTE: This Statement is to be read in conjunction with the Notes to the Financial Statements.

# Swimming New Zealand Incorporated

## Statement of Financial Position

As at 30 June 2011

	Note	2011 \$	2010 \$
<b>CURRENT ASSETS</b>			
BNZ Cheque Account - 00		44,531	151,201
BNZ Imprest Account - 02		21,475	12,678
BNZ Call Account - 25		74	540
BNZ Term Deposits		454,190	854,190
Rabobank Savings Account		516,544	-
Accounts Receivable		139,505	90,541
Prepayments		231,257	118,658
GST Refund Due		4,125	23,776
Accrued Interest		10,772	5,637
Stock on Hand		91,664	72,854
<b>TOTAL CURRENT ASSETS</b>		<b>1,514,137</b>	<b>1,330,075</b>
<b>NON-CURRENT ASSETS</b>			
Fixed Assets	4	60,093	60,134
<b>TOTAL NON-CURRENT ASSETS</b>		<b>60,093</b>	<b>60,134</b>
<b>TOTAL ASSETS</b>		<b>1,574,230</b>	<b>1,390,209</b>
<b>CURRENT LIABILITIES</b>			
Accounts Payable		203,530	177,415
Accrued Expenses		89,035	73,693
Holiday Pay Accrual		111,497	91,380
Income Received in Advance	3	769,355	681,135
<b>TOTAL CURRENT LIABILITIES</b>		<b>1,173,417</b>	<b>1,023,623</b>
<b>TOTAL LIABILITIES</b>		<b>1,173,417</b>	<b>1,023,623</b>
<b>NET ASSETS</b>		<b>400,813</b>	<b>366,586</b>
<b>REPRESENTED BY</b>			
Retained Earnings		400,813	366,586
<b>TOTAL EQUITY</b>		<b>400,813</b>	<b>366,586</b>

For and on behalf of the Board:



Chairman  
Murray Coulter



Chief Executive Officer  
Mike Byrne

30 August 2011

NOTE: This Statement is to be read in conjunction with the Notes to the Financial Statements.



# Swimming New Zealand Incorporated

## Notes to the Financial Statements

for the year ended 30 June 2011

### 1. STATEMENT OF ACCOUNTING POLICIES

#### Reporting Entity

These are the financial statements of Swimming New Zealand Incorporated (the 'Society'). The Society is an Incorporated Society registered under the Incorporated Societies Act 1908.

The financial statements of the Society have been prepared in accordance with generally accepted accounting practice in New Zealand.

The Society qualifies for differential reporting as it is not publicly accountable and is not large as defined in the Framework for Differential Reporting issued by the New Zealand Institute of Chartered Accountants. The Society has taken advantage of all available differential reporting exemptions.

#### Measurement Base

These financial statements have been prepared on a historical cost basis unless otherwise stated.

#### Specific Accounting Policies

The following specific accounting policies which materially affect the measurement of financial performance and financial position have been applied:

#### Grants and Sponsorship Income

Grants and sponsorship monies are included in operating revenue when earned. If particular conditions are attached to grant or sponsorship monies that would require it to be repaid if these conditions are not met, then the income received is recorded as a liability under Income Received in Advance to the extent of the conditions not yet met at the reporting date.

#### Accounts Receivable

Accounts Receivable are stated at their estimated realisable value. Bad debts are written off through the Statement of Financial Performance when they are no longer considered recoverable.

#### Fixed Assets & Depreciation

Fixed Assets are recognised at cost less accumulated depreciation. Gains and losses on disposal of fixed assets are taken into account in determining the operating result for the year.

The rates of depreciation used are as follows:

	Rate	Method
Furniture & Fittings	12.0% - 25.0%	Diminishing Value
Office Equipment	14.4% - 60.0%	Diminishing Value

#### Goods & Services Tax (GST)

The Statement of Financial Performance has been prepared so that all components of income and expenses are stated exclusive of GST. All items in the Statement of Financial Position are stated net of GST, with the exception of Accounts Receivable and Accounts Payable, which include GST where invoiced.

#### Stock on Hand

Stock on Hand are stated at the lower of cost and net realisable value. Cost is determined using the first-in, first-out (FIFO) method.

#### Income Tax

The Society is approved as an amateur sports promoter and is therefore exempt from income tax under the Section CW46 of the Income Tax Act 2007.

#### Employee Entitlements

Provision is made in respect of the Society's liability for holiday pay owing as at the reporting date. The holiday pay liability has been calculated on an actual leave entitlement basis at current rates of pay.

#### Foreign Currencies

Foreign currency transactions are converted to New Zealand currency at the exchange rate ruling at the transaction date. Foreign currency assets and liabilities at balance date are converted to New Zealand currency at the exchange rate ruling at balance date. Realised and unrealised foreign exchange gains and losses are recognised in the Statement of Financial Performance.

#### Changes in Accounting Policies

There have been no changes in accounting policies during the year. All policies have been applied on bases consistent with those used in previous years.

# Swimming New Zealand Incorporated

## Notes to the Financial Statements

for the year ended 30 June 2011

### 2. SPARC GRANT FUNDING

	2011 \$	2010 \$
General	-	35,509
High Performance	1,537,465	1,619,085
Sport / Coach Development	110,000	150,000
PEGS / PM Scholarships	315,373	234,334
<b>TOTAL</b>	<b>1,962,838</b>	<b>2,038,928</b>

### 3. INCOME RECEIVED IN ADVANCE

	2011 \$	2010 \$
SPARC Grant Funding	492,251	403,409
Other Grant Funding	235,032	238,961
Other	42,072	38,765
<b>TOTAL</b>	<b>769,355</b>	<b>681,135</b>

### 4. FIXED ASSETS

2011 \$	Historical Cost	Depreciation	Accumulated Depreciation	Net Book Value
Furniture & Fittings	34,774	5,128	23,024	11,750
Office Equipment	86,644	10,403	38,301	48,343
<b>TOTAL</b>	<b>121,418</b>	<b>15,531</b>	<b>61,325</b>	<b>60,093</b>

2010 \$	Historical Cost	Depreciation	Accumulated Depreciation	Net Book Value
Furniture & Fittings	81,101	7,572	27,897	53,204
Office Equipment	24,886	3,605	17,956	6,930
<b>TOTAL</b>	<b>105,987</b>	<b>11,177</b>	<b>45,853</b>	<b>60,134</b>

### 5. COMMITMENTS

The Society had the following motor vehicle operating lease commitments as at 30 June:

	2011 \$	2010 \$
Current	56,278	40,097
Non Current	38,116	36,704
<b>TOTAL</b>	<b>94,394</b>	<b>76,801</b>

The Society had no commitments for capital expenditure as at 30 June 2011 (2010: \$Nil).

### 6. CONTINGENT LIABILITIES

The Society had no contingent liabilities as at 30 June 2011 (2010: \$Nil).

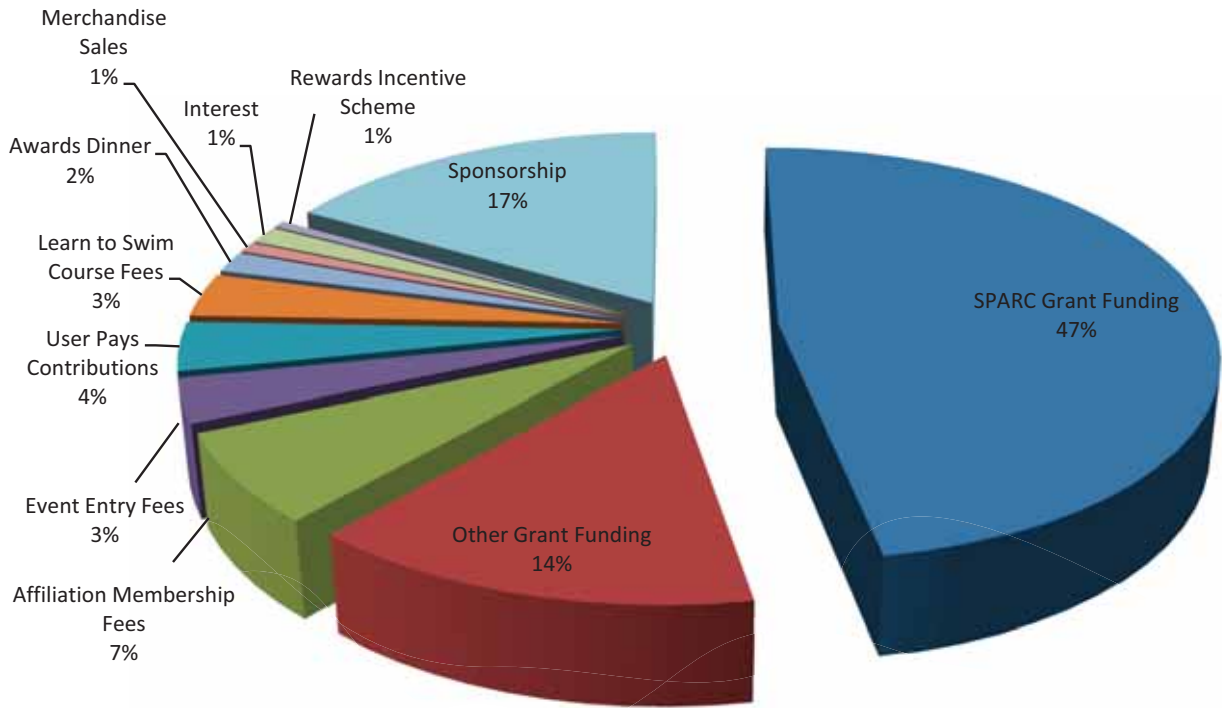
### 7. RELATED PARTIES

The Society charges an annual affiliation membership fee to the Regional clubs which is calculated based on the club's number of registered members. In addition the Society receives event entry fees, user pays contributions and learn to swim course fees from registered members who participate in events held during the year. The Society had no other related party transactions during the year ended 30 June 2011 (2010: Nil).

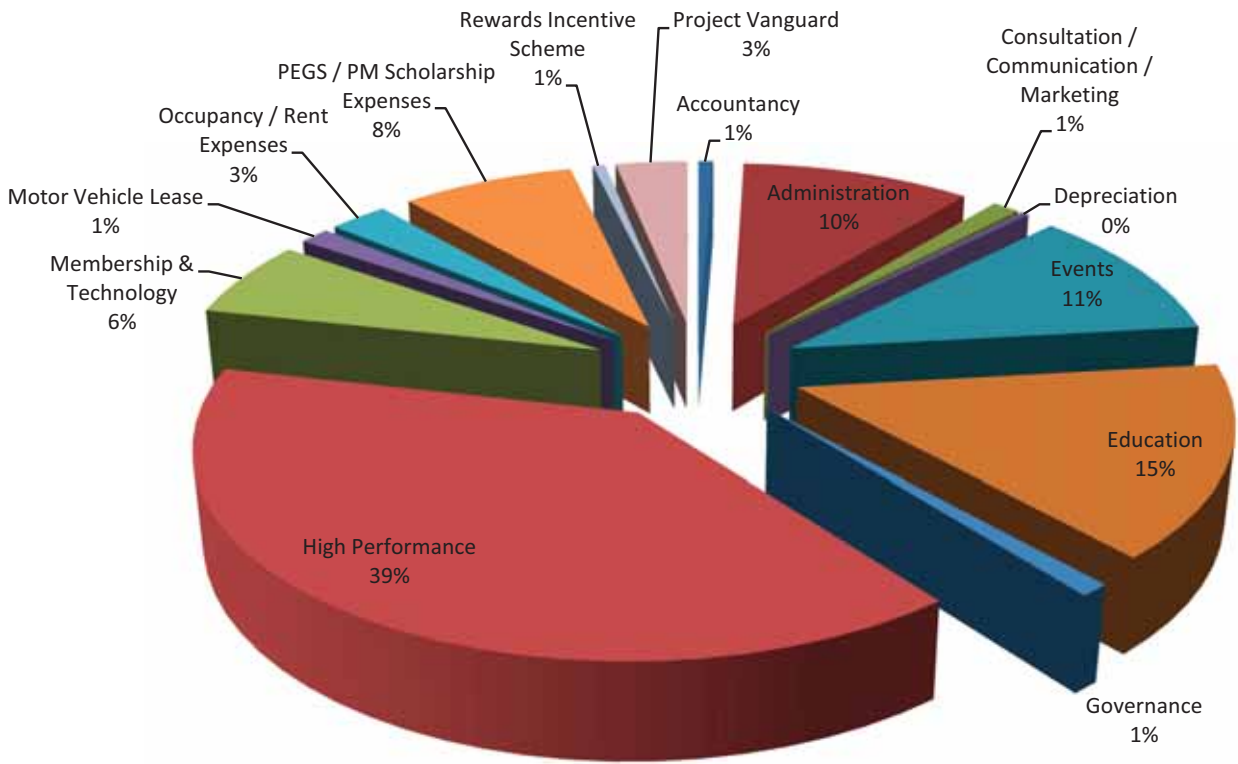
### 8. SUBSEQUENT EVENTS

There have been no events subsequent to balance date that require adjustments or disclosure in these financial statements.

# Breakdown of Income and Expenditure



SNZ 2010 / 2011 Income



SNZ 2010 / 2011 Expenditure





## High Performance

Emily Thomas won Bronze at the Pan Pacific Championships

Commonwealth Games 6 medals and 8 NZ records

First Virtual SNZ team at the Australian Age Championships

### NEW ZEALAND INTERNATIONAL RESULTS

<b>Pan Pacifics</b>	1 Bronze	- Emily Thomas (50m backstroke)
<b>Commonwealth Games</b>	4 Silver	- Gareth Kean (200m backstroke)
		- Daniel Bell (100m backstroke)
		- Glenn Snymers (50m breaststroke)
		- Lauren Boyle, Penelope Marshall, Amaka Gessler, Natasha Hind (Women's 4x200m freestyle)
	2 Bronze	- Hayley Palmer (50m freestyle)
		- Hayley Palmer, Penelope Marshall, Amaka Gessler, Natasha Hind (Women's 4x100m freestyle)
<b>Mare Nostrum</b>	1 Bronze	- Lauren Boyle (800m freestyle)
<b>Australian Open Water Championships</b>	1 Gold	- Kane Radford (5km open water)
	1 Silver	- Cara Baker (Women's 10km open water)
	1 Bronze	- Cara Baker (Women's 5km open water)
<b>Junior Pan Pacifics</b>	2 Gold	- Gareth Kean (100m and 200m backstroke)



### OTHER RESULTS

Trans Tasman Series	18 Gold, 15 Silver, 17 Bronze
FINA Swimming World Cup	2 Gold, 3 Bronze
Queensland Championships	5 Silver, 3 Bronze
New South Wales Championships	4 Gold, 1 Silver, 1 Bronze
Australian Age Championships	10 Gold, 11 Silver, 10 Bronze

### USA Grand Prix Results:

Santa Clara Invitational	1 Gold
SMOC Mission Viejo	2 Gold, 2 Silver, 2 Bronze
South West Classic	2 Gold, 4 Silver, 6 Bronze

### OPEN WATER

- Philip Ryan 2011 State Insurance New Zealand 10 Km Open Water Champion
- Bryn Murphy 2011 State Insurance New Zealand 5 Km Open Water Champion
- Cara Baker silver medal 10km and bronze medal 5km at Australian Open Water Championships





## National Teams

### Trans-Tasman Tri-series 5-10 July 2010 Mt Maunganui, Taupo, Masterton

Jeffrey Arona-Tuifana'e  
Shane Hornby  
Ewan Jackson  
Corey Main  
Freddie Bassett  
Sophia Batchelor  
Stefannie Gillespie  
Alex Laidlaw  
Bianca Rowley  
Shelby Wilson

Nick Gillum  
Matthew Hutchins  
Julian Layton  
Jordan Quintal  
Corneille Coetzee  
Elizabeth Brown  
Josie Kydd  
Natasha Lloyd  
Phoebe Williams  
Brydie Whitehead

Programme Manager: Trevor Nicholls  
Project Manager: Lisa Conroy  
Manager: Melana Bradley  
Coaches: Gary Hollywood and Carl Gordon  
Events Manager: Libby Peckham  
Events Coordinator: Kent Stead  
Media Manager: Ian Hepenstall

### Open Water World Championships 15 – 23 July 2010 Montreal, Canada

Cara Baker

### Youth Olympic Games 14 – 26 August 2010 Singapore

Matthew Stanley  
Renee Stothard

Chloe Francis





**Pan Pacific Swimming Championships 18 – 22 August  
2010 California, USA**

Cara Baker	Lauren Boyle
Amaka Gessler	Tash Hind
Melissa Ingram	Penelope Marshall
Hayley Palmer	Emily Thomas
Natalie Wiegiersma	Daniel Bell
Moss Bermester	Gareth Kean
Carl O'Donnell	Glenn Snyders

**Junior Pan Pacific Championships 26 – 29 August 2010  
Hawaii**


Sophia Batchelor	Samantha Lucie Smith
Samantha Lee	Gareth Keen
Georgia Hind	

**XLIX Commonwealth Games 4 – 9 October 2010  
New Delhi, India**

Daniel Bell	Moss Bermester
Gareth Kean	Glenn Snyders
Lauren Boyle	Amaka Gessler
Melissa Ingram	Tash Hind
Penelope Marshall	Hayley Palmer
Emily Thomas	Natalie Wiegiersma

**10th FINA World Short Course 15 – 19 December 2010  
Dubai, UAE**

Sophia Batchelor



## Events

**6** NZ Open Records and 68 NZ Age Group Records broken at National Competitions, and a total of 136 NZ Age Group and 23 NZ Open Records were broken

**1468** people attended SNZ National Competitions

- National Age Group Competition Streamed live to the internet
- NZ trials for selection to 14th FINA World Championships broadcast on SKY TV
- Mayfair Pools continued their support of the Age Group Championships, our largest event, as the naming sponsor
- Lion Foundation confirmed as a major supporter for national competitions
- Trans Tasman Tri Series held in New Zealand for the first time
- State staff attended a successful DIV II event in Rotorua

### Open Water

- NZ Open Water Championships held in conjunction with the recreational open water event the Epic Swim and the NZ Masters Open Water Championships at Lake Taupo
- Taupo Swim Club retained the open water participation award at Epic Swim





## Learn to Swim

### Swimming New Zealand Swim Teacher Training

- 802 assistant swim teachers trained
- 50 swim teachers trained to teach swimmers with disabilities
- 71 early childhood swim teachers trained
- 59 swim teachers trained to teach adults
- Over 300 swim teachers assessed and awarded qualifications
- Swimming Club learn to swim teachers offered half price training

### Skills Active and NZQA

- Swimming New Zealand Assistant Swim Teacher Award course accepted as meeting the swim teacher training component of the new National Certificate in Recreation and Sports (Aquatics) Swim Education
- SNZ and Skills Active developing Level 4 and 5 qualifications for swim teachers

### Swimming Clubs

- 96 swimming clubs that offer learn to swim education
- 10,000 swimmers receiving LTS education from swimming clubs
- 800 volunteers teaching LTS [Data collected from clubs]

### Quality Swim Schools

- 86 Registered Quality Swim Schools
- 25 QSS offering State Kiwi Swim Safe to primary schools
- 6 QSS offering Active Movement in Water workshops to customers





## State Kiwi Swim Safe

State Kiwi Swim Safe programme launched nationwide into primary and intermediate schools with the support of State Insurance

- Collaboration in the programme between Surf Life Saving New Zealand, WaterSafe Auckland and Halberg Trust
- 313 schools delivering the State Kiwi Swim Safe programme
- 61,105 children involved in the programme
- 781 children with disabilities involved in the programme
- 2,776 school teachers trained
- 1,325 school teachers have received follow up, hands on poolside support
- 29 student teachers trained through Bethlehem Tertiary Institute
- 9 education staff delivering the programme nationwide



## Koru the Kiwi

Koru is our friendly kiwi mascot who travels around the country spreading our water safety, survival and swimming messages

As part of the launch of the revitalised State Kiwi Swim Safe Programme, children of NZ primary schools were asked to name the SNZ Learn to Swim Mascot. Caitlin Barraball from Christchurch won this competition and her name "Koru" was chosen for our mascot.

Koru is the start of new beginnings and life. For children taking part in the State Kiwi Swim Safe programme, swimming, water safety and beach safety skills allow them to grow, strengthen, increase their knowledge, and to value and respect the water.

As part of the State Kiwi Swim Safe programme, SNZ sponsored a kiwi chick through The Whakamanu Wildlife Trust. Our kiwi chick was named Koru and provides a vital link to our programme.

Koru was recently released into the Waimarino forest in the central North Island and Caitlin was given the privilege of releasing him into his new home.





## SNZ Supports Athletes with Disabilities

### PARALYMPIC SWIM PROGRAMME

The swim programme for New Zealand athletes with a disability continued its strong development. The programme, developed by Paralympics New Zealand (PNZ), yielded two world championship gold medals at the 2010 IPC Swimming World Championships in Eindhoven, Netherlands.

In addition to this, three titles were won at the 2011 IBSA World Championship in Antalya, Turkey.

The ongoing success of this swim programme looks assured with the PNZ talent identification and development programme (Xccelerate 2 Xcellence) bringing in further talent and feeding athletes through to the PNZ high performance swim squad.

### OFFICIALS

Ross Bragg and Clive Power	IPC Swimming Working Group Committees
Ross Bragg	Competition Technical Rules and Regulation working group
Clive Power	Paralympic Games Competition Working Group

### AWARDS

Cameron Leslie	Disabled Maori Sportsperson of the Year – Winner
Sophie Pascoe	Swimmer of the Year with a Disability – Winner
Sophie Pascoe	29th Annual Commonwealth Sports Awards Outstanding Female Athlete with a Disability – Finalist

### RESULTS

#### 2010 IPC Swimming World Championships (50m) Eindhoven, Netherlands

Sophie Pascoe	Gold, 3 silver, bronze, world record
Cameron Leslie	Gold
Rebecca Dubber	Bronze

#### 2011 BT Paralympic World Cup (50m) Manchester, England

Sophie Pascoe	Gold
---------------	------

#### 2011 IBSA World Championships (50m) Antalya, Turkey

Daniel Sharp	2 Gold, 2 silver, 1 bronze, world record
Mary Fisher	Silver, 2 bronze
Daniel Holt	Gold, 2 silver





## State Insurance SNZ Awards

# Glenn Snyders

New Zealand Swimmer of the Year and International Long Course Swimmer of the Year

### Award winners

Daniel Bell, Gareth Kean, Glenn Snyders	Most Outstanding Performance of the Year in an International Competition	Jeannie Sibun	Personality of the Year
Lesley Huckins	Technical Official of the Year	Sophie Pascoe	Swimmer of the Year with a Disability
Sophia Batchelor	Emerging National Swimmer of the Year	Hayley Palmer	National Long Course Swimmer of the Year
	National Short Course Swimmer of the Year	Marlene Morrison and Geoff Sibun	Volunteers of the Year
Matthew Stanley	Emerging International Swimmer of the Year	Gary Hurring	Coach of the Year
Cara Baker	Open Water Swimmer of the Year	North Canterbury	Swimming Club of the Year
		Kirsten Cameron	New Zealand Masters Swimmer of the Year



## Skins Competition

SNZ held a Skins competition on Saturday 9 April after the New Zealand Open Championships

Glenn Snyders (pictured) winner of the mens 50m breaststroke

### **Congratulations to the Skins winners:**

Carl O'Donnell  
 Amaka Gessler  
 Daniel Bell  
 Melissa Ingram  
 Glenn Snyders  
 Natasha Lloyd  
 Velimir Stjepanovic  
 Sophia Batchelor





## SNZ History

The first official Australasian Championships were held in Christchurch in 1895

### Did you know that...

- During the 1940 Riddiford Championships it rained so hard that the rain was bouncing up to knee-level, keeping officials in the pool-side dressing cubicles
- In 1982, a group of 20 swimmers swam for 24 hours in the Huia Pool, fundraising \$120,000 which was a Guinness World Record at the time and swimming a total of 182km
- In 1950 women swimmers still had to be "robed" on the concourse by the costume stewards
- After being in Christchurch for 87 years the National Headquarters moved to Wellington in 1983
- The War Memorial Shield was provided in 1916 by the Old Humane Council in Auckland. It is competed for by regions at the National Age Group Championships on the basis of one point per win. Auckland has won this 52 times over the past 93 years.





**Swimming New Zealand**  
**PO Box 38346, Wellington**

**P 04 560 0345**

**F 04 560 0400**

**E [info@swimmingnz.org.nz](mailto:info@swimmingnz.org.nz)**

**[www.swimmingnz.org.nz](http://www.swimmingnz.org.nz)**